

# Back-lit Premium


## 1 x 4 LED PANEL LIGHT (125 lm/w)



SKU#103000 FDPL-14BL-40-3.5-4-5K-120-347-D

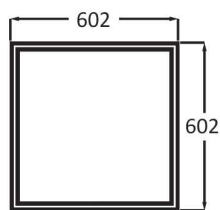
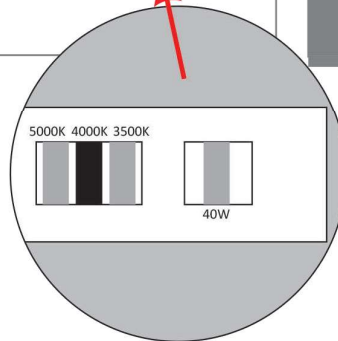

### Available Sizes

- 1x4(298x1209x30mm)
- 2x2(602x602x30mm)
- 2x4(602x1209x30mm)




### Features

- No LGP, never yellowing.
- High efficacy up to 125 lm/w, meet DLC 5.1 premium version .
- Series: Color tunable.
- 5 years warranty.



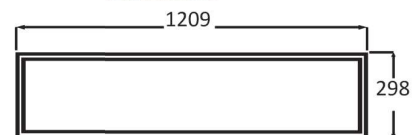
602\*602mm



602\*1209mm

### Back-lit Premium

#### 1 x 4 LED PANEL LIGHT

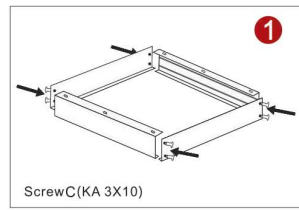
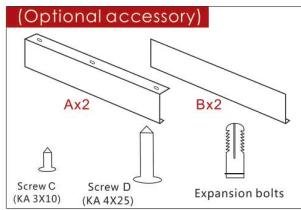


298\*1209mm

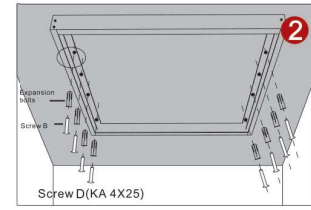
## Product Parameter

Model	2x2	1x4	2x4
Watage(W)	Pre-select 25W-30W-40W	Pre-select 25W-30W-40W	Pre-select 30W-40W-50W
Efficacy(lm/w)	125	125	125
Colour Temp(K)	3500K-4000K-5000K	3500K-4000K-5000K	3500K-4000K-5000K
CRI	>80		
Voltage	120-347V DC:28-40V		
PF	>0.9		
Beam angle	110°		
Working Temperature	-25°C-40°C		
Relative Humidity	10%-90%RH		
Package way	2 PCS/Inner Box, 4 PCS/Master Carton		
Carton weight	9.5kg	20.5kg	10.0kg
Carton size	L622xW185xH667mm 4PCS/CTN	L1269xW185xH363mm 4PCS/CTN	L1269xW185xH667mm 4PCS/CTN

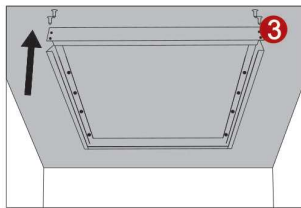
## • Surface Mounted Frame MG-M001 \*Pictures for reference only.



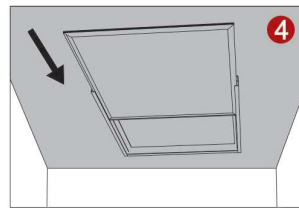
1. Assemble the four frames with Screw C to a whole square.



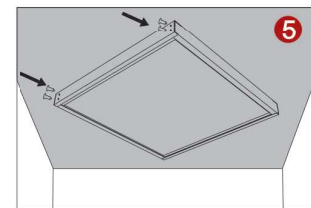
2. Fix the square frames to the ceiling with Screw D.



3. Demount one frame.

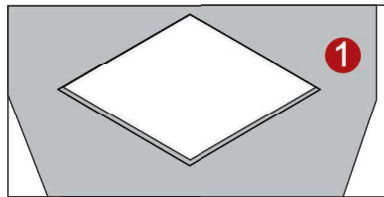


4. Put the panel into the frame square.

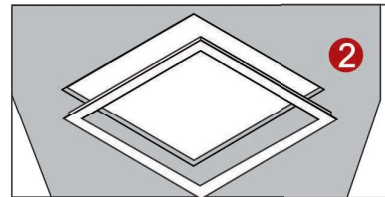


5. Fix the last frame with screw C.

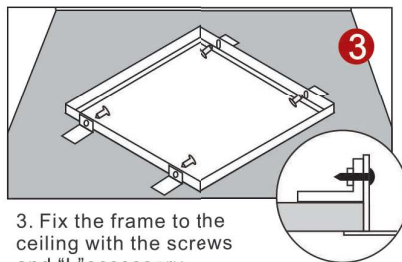
## • Recessed Frame MG-M002



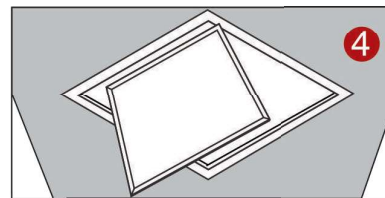
1. Open a hole on the ceiling.



2. Fix the frame to the hole.




3. Fix the frame to the ceiling with the screws and "L" accessory.



4. Put the panel into the frame.

## • Wiring Diagram



# Product Installation

## • Main features

50% energy saving, high output and even light  
Fast start, no flickering and noise, wide working voltage AC120-347V  
The Latest high efficiency constant current driver  
Lead-free, green environmental protection, meets ROHS requirements

## • Application

Factory, office building, shopping centers, home office use

## • Precautions

1. Voltage rated at AC120-347V, 50-60Hz, Do not operate at high/low state for prolonged period of time as it will affect the lifespan of the fixture.
2. Do not install fixture in a flammable area and shall not be covered by insulation or similar materials under any circumstances.
3. When installing or servicing the fixture please ensure the main power source and circuit breakers are switched off.
4. This fixture is for indoor use only.
5. To reduce the risk of electric shock, product should be only installed by a certified electrician.