

# LED Emergency Light Power Supply, 6V



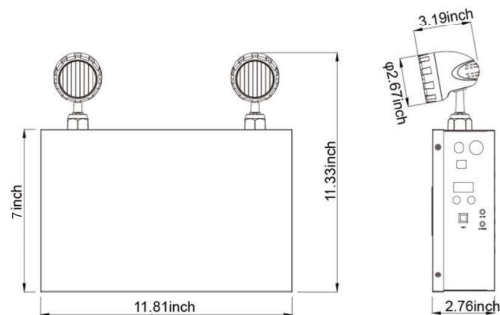
*Terminal connectors allow for larger gauge wires to be connected for remote loads. The universal mounting pattern stamped into the back of the unit allows for direct mounting to various conduit boxes.*

## Features and Specifications:

- > 20 Gauge Steel cabinet
- > 120V/277V/347V input voltage
- > 6V 7Ah Sealed Non-maintained Lead Acid Battery
- > 36W Remote capable\*
- > Comes with 2pcs super bright led adjustable heads
- > 2\*2W heads
- > 2\*130lm
- > Test switch and AC-On indicator included
- > Suitable for wall mount
- > Heads adjustable
- > Suitable for Damp Locations
- > Overcharge & Over-discharge protection
- > 120mins emergency duration
- > cULus approved

\*Max Remote Load: 36W at 30mins battery backup time  
12W at 90mins battery backup time  
10W at 120mins battery backup time

## Dimension

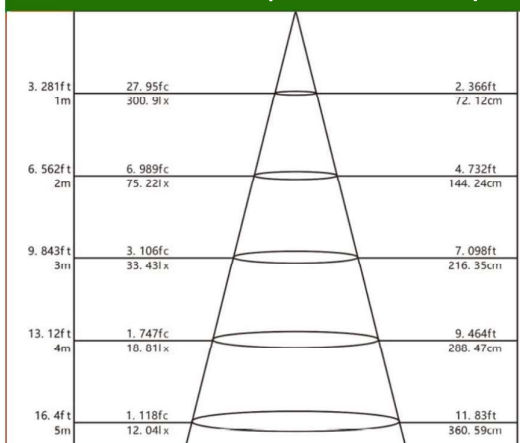


## Compatible with

SKU# 100707    SKU#100708

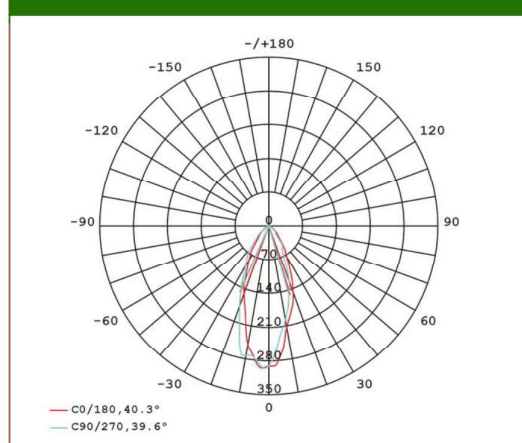


## Illuminance (at a distance)



HT EAVG/EMAX ANGLE:39.66DEG DIA

## Luminous Intensity Distribution Diagram



AVERAGE BEAM ANGLE(50%):40.0 DEG

Factory Direct Lighting (2020) Ltd.  
www.fdlighting.ca  
Tel: 1-855-533-0743  
1-905-944-1210

100 Shields Court Unit B  
Markham, Ontario  
Canada, L3R 9T5