


Foldable LED Highbay

Pre-Select

3 Wattage

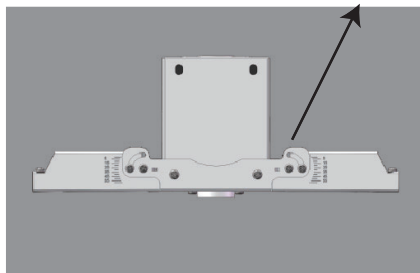
3 CCT 3500K-4000K-5000K



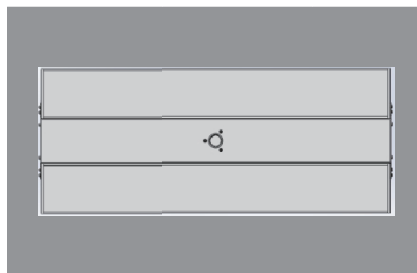
Features

- High efficacy up to 150 lm/W
- AC120-347V 50/60Hz, non-isolated driver(Cupower)
- Led driver with heat sink panel
- 10ft Power cable (600V rated)
- LED SMD2835
- Operating temperature:-4°F to +122°F (-20°C to 50°C)
- PF>0.9, THD<20%, CRI>80
- Beam angle: 100°
- Pre-Select 3 Wattage and 3 CCT 3500K-4000K-5000K
- Dimming 0-10V
- Motion Sensor Base included
- 5-Year Warranty
- DLC 5.1 Premium
- DLC No.: S-L5D2SS / S-WLWNCX

Pre-adjustable angle 0-60°



Motion Sensor Base



• **After Folding**



Foldable LED Highbay

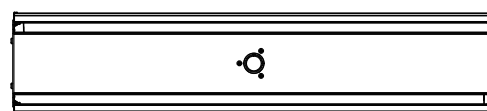
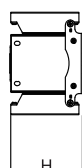
Specifications

Model	FDFH-80-100-150W-120-347VD	FDFH-180-200-220W-120-347VD
Voltage	120-347Vac, 50/60Hz	120-347Vac, 50/60Hz
Pre-Select 3 CCT	3500K-4000K-5000K	3500K-4000K-5000K
Pre-Select 3 Wattage	80-100-150 watts	180-200-220 watts
Max Input Current	1.7A@120Vac	2.6A@120Vac
Surge Test	L-N :4KV,L-G: 4KV,N-G: 4KV	L-N :4KV,L-G: 4KV,N-G: 4KV
Chip Quantity	336	672

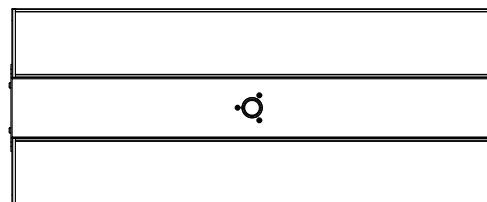
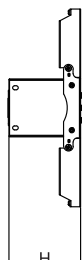
Efficacy & Lumens

Model	Wattage	CCT	Efficacy(lm/W)	lumen(Lm)	CRI	PF
FDFH-80-100-150W-120-347VD	80W	35-40-50K	141-150-145	11280-12000-11600	Ra > 80	> 0.9
	100W	35-40-50K	140-149-144	14000-14900-14400		
	150W	35-40-50K	139-148-144	20800-22200-21600		
FDFH-180-200-220W-120-347VD	180W	35-40-50K	140-150-145	25200-27000-26100	Ra > 80	> 0.9
	200W	35-40-50K	139-150-144	27800-30000-28800		
	220W	35-40-50K	138-148-143	30360-32560-31460		

Dimensions



Model	L(mm)	W(mm)	H(mm)
FDFH-80-100-150W-120-347VD	360	127	89
FDFH-180-200-220W-120-347VD	600	127	89



Model	L(mm)	W(mm)	H(mm)
FDFH-80-100-150W-120-347VD	360	247	89
FDFH-180-200-220W-120-347VD	600	247	89

Foldable LED Highbay

Optional Accessories



SKU#101375
Microwave Sensor




SKU#101377
Passive Infrared Bi-level
Motion Sensor



SKU#101376
Programmable Controller



SKU#101378
Passive Infrared Bi-level
Motion Sensor
(Controlled by APP)



SKU#100282/100283
Wire Guard



SKU#100284
Pendant Mounting



SKU#100285
Surface Mounting