


FDPC-FL-AL

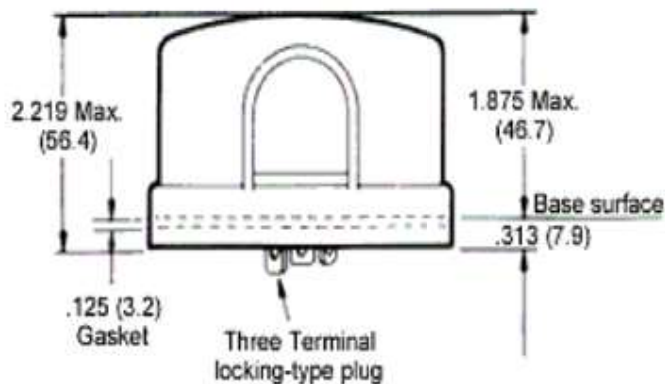
SKU:100347

Photo Cell for Flood Light/Area Light 120-277V

Factory Direct Lighting
100 Shields Court, Markham,
ON Canada L3R 9T5
Tel: 905-944-1210 • 1-855-533-0743
Toll Fax: 1-855-533-3294
<https://www.fdlighting.ca/>



- *ANSI C136.10-2010 Twist Lock*
- *Time Delay of 3-20 seconds*
- *30Amp Relay Switch Available*
- *Surge Arrester Built-In*
- *IR Filtered Photo Sensor Available*
- *Fail-On Mode*
- *UV Stabilized Enclosure*
- *IP54/IP65/IP67 Available*



-IP65/67

Product Summary

The photocontroller JL-205 series is applicable to control the street lighting, garden lighting, passage lighting and doorway lighting automatically in accordance with the ambient natural lighting level.

This product is designed with electronic circuits with sensor of photodiode and a surge arrester (MOV) is provided. Its quicker response with time delay of 3-20 seconds offers easy-to-test feature. Especially, model JL-205C provides a wide voltage range for customer applications under almost power supplies.

Further, a preset 3-20 seconds time-delay might avoid mis-operation due to spotlight or lightning during the night time.

This product provides twist lock terminals meeting the requirements of ANSI C136.10-2010 and the Standard for Plug-In, Locking Type Photocontrols for Use with Area Lighting UL773, 4th Edition, cULus listed by UL.

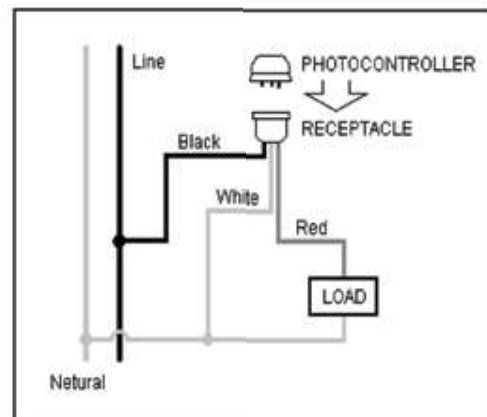
Technical Data

Model	JL-205A	JL-205B	JL-205C
Rated Voltage	110-120VAC	220~240VAC	110-277VAC
Applicable Voltage Range	100-140VAC	200~260VAC	105-305VAC
Rated Frequency	50/60Hz		
Rated Loading	1000W Tungsten, 1800VA Ballast		
	8A @120VAC / 5A @208-277V E-ballast		
Power Consumption	1.5VA @120VAC		
On/Off Level	6Lx On 50Lx Off		
Ambient Temp.	-40°C ~ +70°C		
Related Humidity	99%		
Overall Size	84 (Dia.) x 66mm		
Weight Approx.	85-105 grs		

Installation

Disconnect power; wire the receptacle according to the diagram in right hand. Push the photocontroller on and twist it clockwise to lock it into the receptacle.

Install the photocontroller with the Photocell facing the NORTH direction as indicated on the top of the photocontroller. Adjust the receptacle position if necessary.



Ordering Information

JL-205 *C - **12 - *F - ****HP - ***** IP65 - *****T - *****P - *****S**

***: Voltage Rated;**

A = 120VAC; (Gray enclosure)

B = 240VAC; (Maroon enclosure)

C = 120-277VAC; (Blue enclosure)

D = 277VAC (Maroon enclosure)

**** : MOV diameter in mm.**

12 = 110Joule / 3500Amp;

15 = 235Joule / 5000Amp;

23 = 546Joule / 13000Amp.

******: Loading Capacity Option:**

None = 10Amp;

HP = 30Amp.

*******: Protection Option:**

None = IP54;

IP65 = IP65;

IP67 = IP67.

*******: Terminal Option:**

None = Brass Terminals;

T = Solder Plated Brass Terminals;

N = Nickel Plated Brass Terminals.

*******: Enclosure Material Option:**

None = UV stabilized Polycarbonate;

P = UV stabilized Polypropylene.

*******: Relay Option: (non-HP only)**

S = Standard;

D = Zettler® D class;

F = Zettler® F class.